

TEL. 9575997, 9567298, 9554725

JANATA BANK LIMITED

For Previous Rate Sheet Click

<https://goo.gl/URA0t4>

PABX-575,

TREASURY DEPARTMENT

Mail: fxdeal@janatabank-bd.com

HEAD OFFICE, DHAKA

Exchange Rate Circular - 154

INDICATIVE ONLY

DATE: 20 Aug 2018

EFFECTIVE DATE: 20-25 Aug'18

Monday

A) CROSS RATES OF SYD, TOK, HKG & S.E. ASIAN MARKETS AS ON 20/08/2018

	GBP/USD	EUR/USD	USD/JPY	USD/C.DLR	USD/S.FRA	AUD/USD
SELLING	1.2747	1.1430	110.5300	1.3060	0.9943	0.7343
BUYING	1.2743	1.1426	110.5400	1.3064	0.9945	0.7343

B) JANATA BANK LTD'S CASH

CURRENCY & T.C TO PUBLIC TK PER UNIT OF FOREIGN CURREN

SELLING	CURRENCY	BUYING	SELLING	CURRENCY	BUYING
84.8000	US Dollar	83.7000	22.5000	Saudi Riyal	21.2000
108.0000	G. B. Pound	103.9000	22.6000	UAE. Dirham	21.9000
97.9000	Euro	94.8000	21.3000	MAL. Ringit	19.5000
61.5000	Aus. Dollar	59.5000	1.3000	Indian Rupee	1.2000

CASH SELLING AND BUYING RATES FOR ALL OTHER CURRENCIES WILL

BE SAME AS SELLING T.T.& O.D AND BUYING O.D. TRANSFER

C) SELLING		NAME OF CURRENCY	BUYING			
T.T.& O.D.	B.C.		T.T.CLEAN	T.T.DOC	O.D.SIGHT EXP.BILLS	O.D. TRANSFER
83.7000	83.7500	US Dollar	82.9500	82.8500	82.8000	82.6300
107.3552	107.5435	G. B. POUND	105.2630	105.1483	104.9405	104.5126
96.6735	96.8578	EURO	94.4330	94.2702	94.1741	93.8980
0.7637	0.7650	JP. YEN	0.7444	0.7436	0.7429	0.7417
64.5932	64.7674	CAN.DLR	63.9464	63.7720	63.5771	63.4321
84.3536	84.5338	SWISS.FRANC	83.3981	83.2076	82.9647	82.7218
212.9716	213.1359	OMANIAN RIYAL	208.0348	207.8012	207.1740	205.8669
11.0000	11.1514	H.K.DLR	10.5535	10.5421	10.5113	10.4805
62.7487	63.0536	SING.DLR	61.6965		60.8724	60.6962
2.5425	2.5434	THI.BAHT	2.4952		2.4852	2.4779
20.5756	20.6329	MAL.RINGIT	20.1852		20.1044	20.0455
22.9689	22.9770	UAE.DIRHAM			22.4604	22.3947
22.4924	22.5504	SAUDI RIYAL			21.9981	21.9300
22.1758	22.1841	QATAR RIYAL				21.5884
274.3424	274.6413	KUWAIT DINAR				264.0000
215.7666	215.8462	BAHRAIN DINAR				209.0986
12.3049	12.3293	CHINESE YUAN				11.9975

D) USANCE RATE:	30 DAYS	60 DAYS	90 DAYS	120 DAYS	150 DAYS	180 DAYS
US Dollar	82.3561	81.8723	81.3884	80.9045	80.4206	79.9368
G. B. POUND	104.3265	103.7124	102.8352	102.4844	101.8703	101.2563
EURO	93.6232	93.0724	92.2854	91.9707	91.4198	90.8689

E) FORWARD RATE:		1 MONTH	2 MONTHS	3 MONTHS	6 MONTHS	1 YEAR
SELLING	US Dollar	84.1539	84.5278	84.9416	86.0833	0.0000
BUYING	US Dollar	83.2092	83.4684	83.7277	84.5053	0.0000

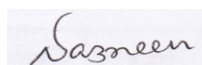
F) NFCD INTT RATE, EFFECT ON: 16.08.18 To 31.08.18	1 MONTH	3 MONTHS	6 MONTHS	12 MONTHS
US Dollar	1.81269	2.06375	2.25763	2.55300
G. B. POUND	0.47075	0.55875	0.65088	0.78556
EURO	0.00000	0.00000	0.00000	0.00000

G) LIBOR AS ON 17/08/2018, 60 DAYS 2.18588 90 DAYS 2.31188 180 DAYS 2.51075

H) INDICATIVE RATE OF 01 SDR ,USD WITH NTL, CUR OF ACU MEMBERS AS IMF RATE 17/08/18	IN.RS	N.RS	SL.RS	PK.RS	BD.TK	USD
USD 1	70.1240	112.2500	160.4392	123.9312	83.3300	
SDR 1	97.3331	155.8045	222.6919	172.0182	115.6632	1.3880

IN CASE OF AUS. DOLLAR CASH RATE WILL BE USED FOR T.T ALSO

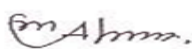
Rates mentioned in row C, D, E and F are applicable only for bank's own customers.



Nazneen Farhana

SPO

Prepared by



Md. Monirul Alam

SPO


Checked By



M.M. Awrangzeb

AGM

Authorised Signature



Md. Tofazzal Hossain

DGM

Authorised Signature